

A' DESIGN AWARD
& COMPETITION
BRONZE WINNER
2023

MODULAR



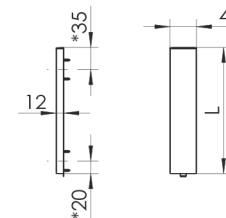
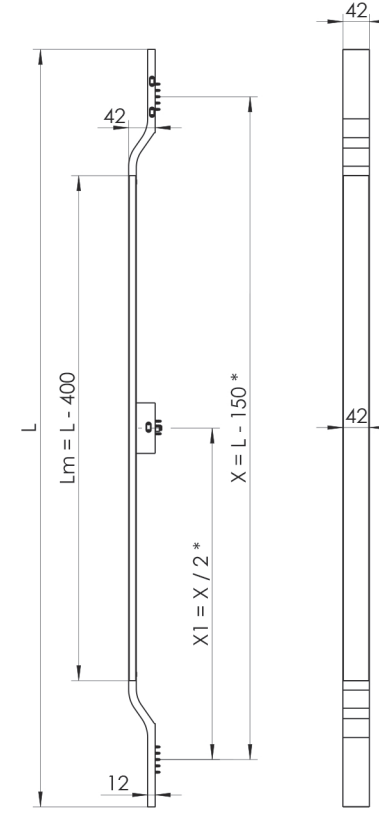
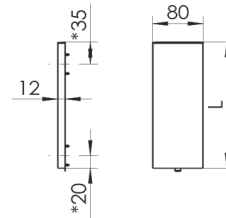
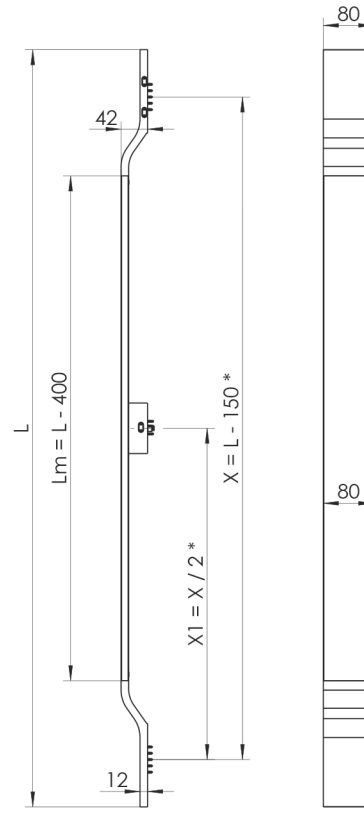
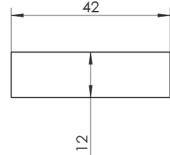
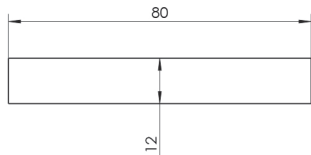


MPS31 TO

MODULAR / HANDLES



80x12



MPS31 TO		
LENGTH L	ALUMINIUM	
	80x12	42x12
500 - 2000	•	•
2001 - 2500 (3 mounting points)	•	•


- Product made for individual order
- Product unavailable

Detailed treatment for mountings is provided on our website www.wala.pl

PS01 EXTENSION		
LENGTH L	ALUMINIUM	
	80x12	42x12
50 - 1200	•	•

For L > 600 and L ≤ 1200, 1 additional mounting included.
For L > 1200, 2 additional mountings included.
In the above cases, a symmetrical arrangement of the additional mountings is recommended; however, the installation method allows for their free positioning in relation to the length of the extension.

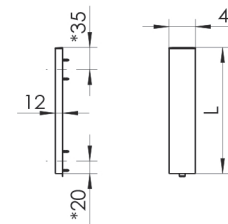
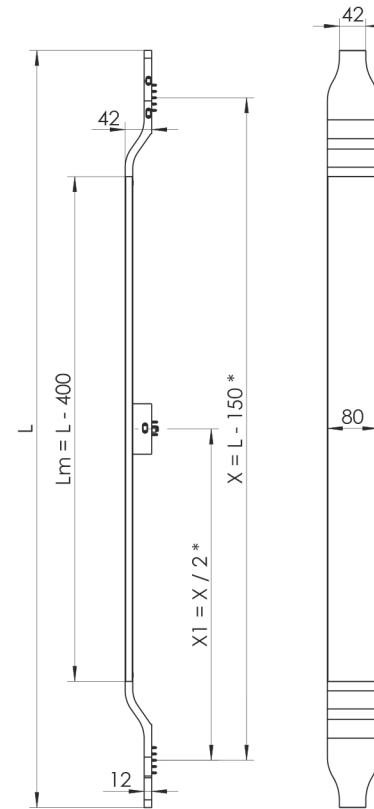
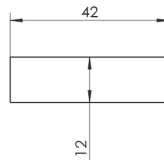
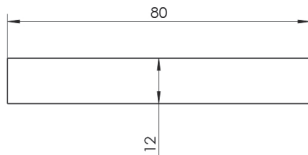




The caps in the handle are black.



BLACK



MPS31 T1	
LENGTH L	ALUMINIUM
500 - 2000	80x12
2001 - 2500	•

- Product made for individual order
- Product unavailable

Detailed treatment for mountings is provided on our website www.wala.pl

PS01 EXTENSION	
LENGTH L	ALUMINIUM
50 - 1200	42x12
	•


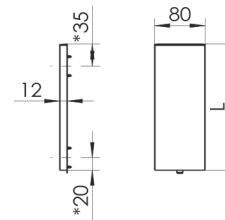
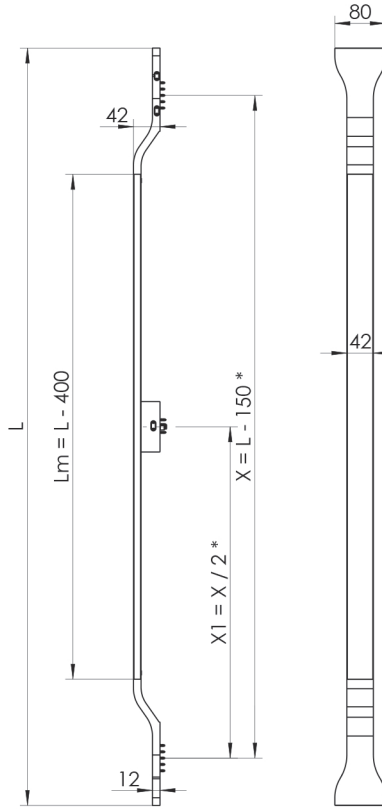
For L > 600 and L ≤ 1200, 1 additional mounting included.
For L > 1200, 2 additional mountings included.
In the above cases, a symmetrical arrangement of the additional mountings is recommended; however, the installation method allows for their free positioning in relation to the length of the extension.



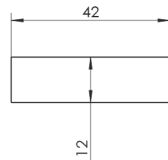
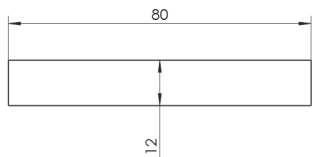


MPS31 T2

MODULAR / HANDLES



The caps in the handle are black.



MPS31 T2	
LENGTH L	ALUMINIUM
500 - 2000	•
2001 - 2500	•

- Product made for individual order
- Product unavailable


Detailed treatment for mountings is provided on our website www.wala.pl

PS01 EXTENSION	
LENGTH L	ALUMINIUM
50 - 1200	•

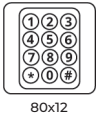
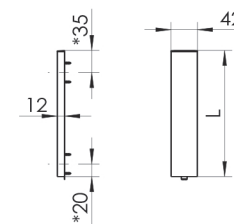
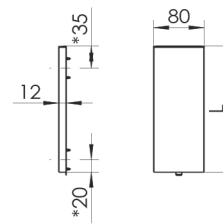
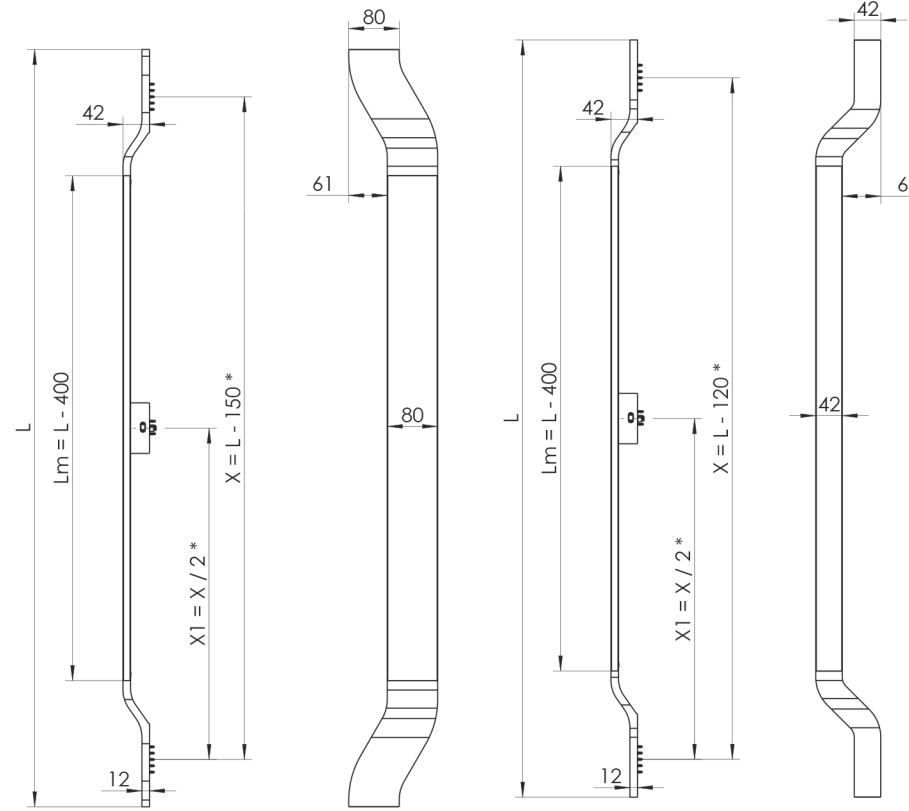
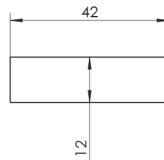
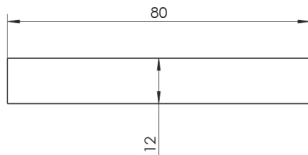
For L > 600 and L ≤ 1200, 1 additional mounting included.
For L > 1200, 2 additional mountings included.

In the above cases, a symmetrical arrangement of the additional mountings is recommended; however, the installation method allows for their free positioning in relation to the length of the extension.





The caps in the handle are black.



MPS31 T3		
LENGTH L	ALUMINIUM	
	80x12	42x12
500 - 2000	•	•
2001 - 2500 (3 mounting points)	•	•

- Product made for individual order
- Product unavailable

Detailed treatment for mountings is provided on our website www.wala.pl

PS01 EXTENSION		
LENGTH L	ALUMINIUM	
	80x12	42x12
50 - 1200	•	•

For L > 600 and L ≤ 1200, 1 additional mounting included.
For L > 1200, 2 additional mountings included.
In the above cases, a symmetrical arrangement of the additional mountings is recommended; however, the installation method allows for their free positioning in relation to the length of the extension.





MPS31 T3 L/P


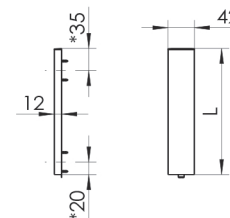
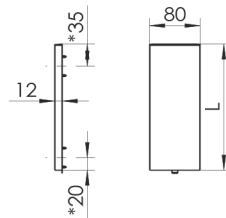
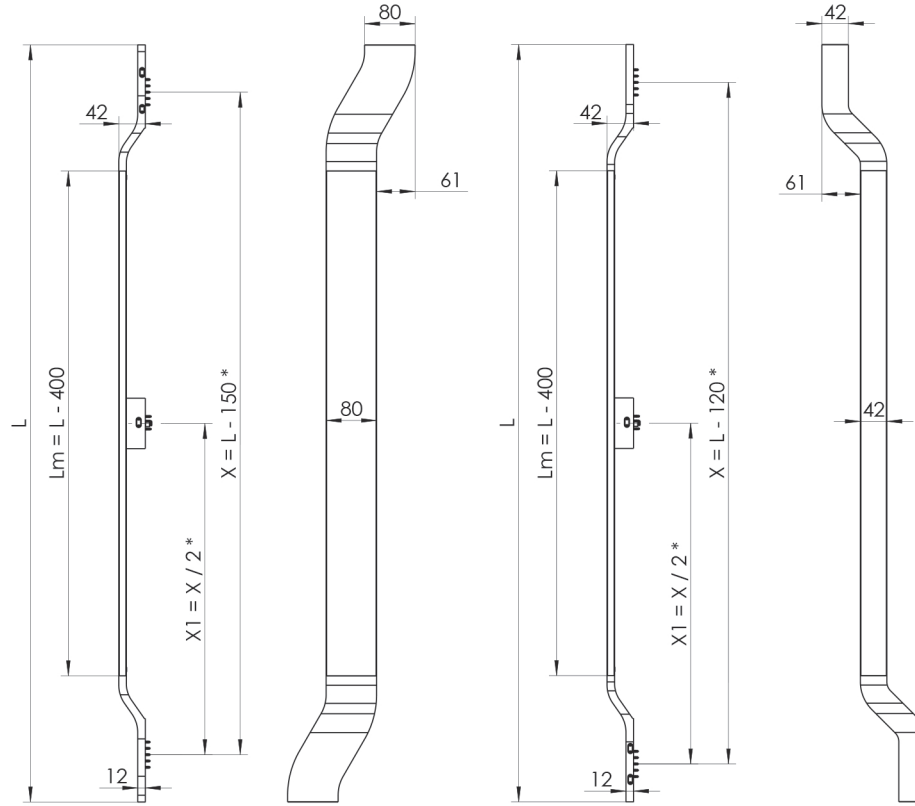
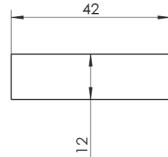
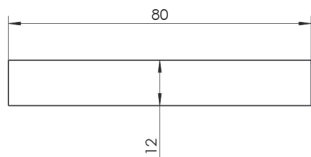
MODULAR / HANDLES



80x12



CHOICE OF LEFT OR RIGHT-HAND SIDE HANDLE



MPS31 T3 L/P		
LENGTH L	ALUMINIUM	
	80x12	42x12
500 - 2000	•	•
2001 - 2500 (3 mounting points)	•	•

- Product made for individual order
- Product unavailable

Detailed treatment for mountings is provided on our website www.wala.pl


PS01 EXTENSION		
LENGTH L	ALUMINIUM	
	80x12	42x12
50 - 1200	•	•

For L > 600 and L ≤ 1200, 1 additional mounting included.
For L > 1200, 2 additional mountings included.
In the above cases, a symmetrical arrangement of the additional mountings is recommended; however, the installation method allows for their free positioning in relation to the length of the extension.

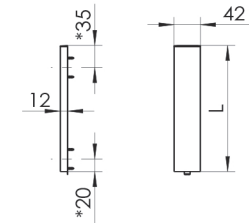
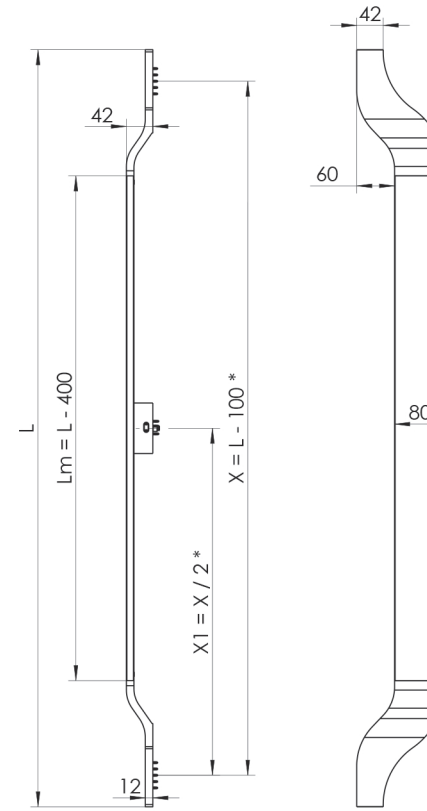
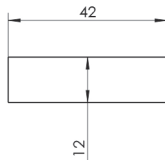
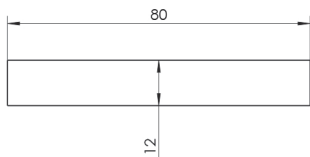


BLACK





The caps in the handle are black.



MPS31 T4	
LENGTH L	ALUMINIUM
500 - 2000	80x12
2001 - 2500	•

- Product made for individual order
- Product unavailable

Detailed treatment for mountings is provided on our website www.wala.pl

PS01 EXTENSION	
LENGTH L	ALUMINIUM
50 - 1200	42x12
	•

For L > 600 and L ≤ 1200, 1 additional mounting included.
 For L > 1200, 2 additional mountings included.
 In the above cases, a symmetrical arrangement of the additional mountings is recommended; however, the installation method allows for their free positioning in relation to the length of the extension.

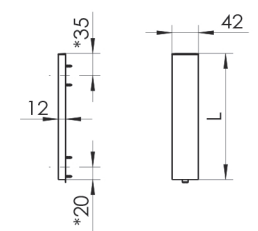
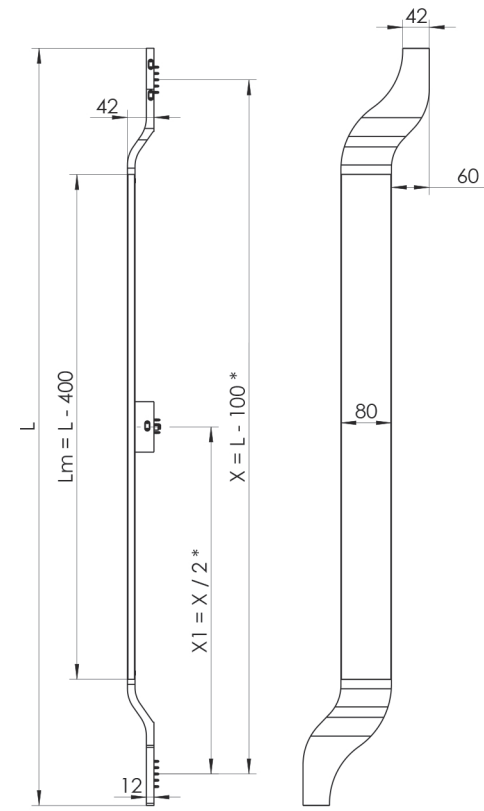


MPS31 T4 L/P

MODULAR / HANDLES



CHOICE OF LEFT OR RIGHT-HAND SIDE HANDLE



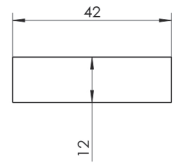
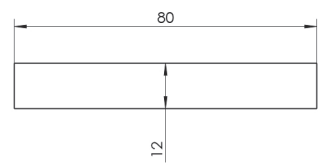
ALUMINIUM

7016	7021	7024
9005	8077	8019
8017	8003	1036W
9001	9010	9016
7035	9006	SILVER
GOLD W3	GOLD W4	RAL
F120 ANODE NATURAL	F40 SILVER ELECTROPOLER	F120 INOX ELECTROPOLER
F120 GOLD ELECTROPOLER	F40 GOLD ELECTROPOLER	F120 COPPER ELECTROPOLER
	ANODE BLACK F40	F40 COPPER ELECTROPOLER

SUBLIMATION

GOLDEN OAK	WALNUT
------------	--------

The caps in the handle are black.



MPS31 T4 L/P	
LENGTH L	ALUMINIUM
500 - 2000	80x12
2001 - 2500	•


- Product made for individual order
- Product unavailable

Detailed treatment for mountings is provided on our website www.wala.pl

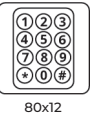
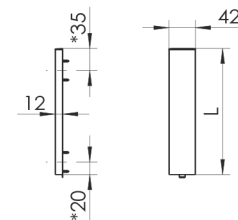
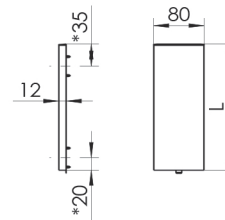
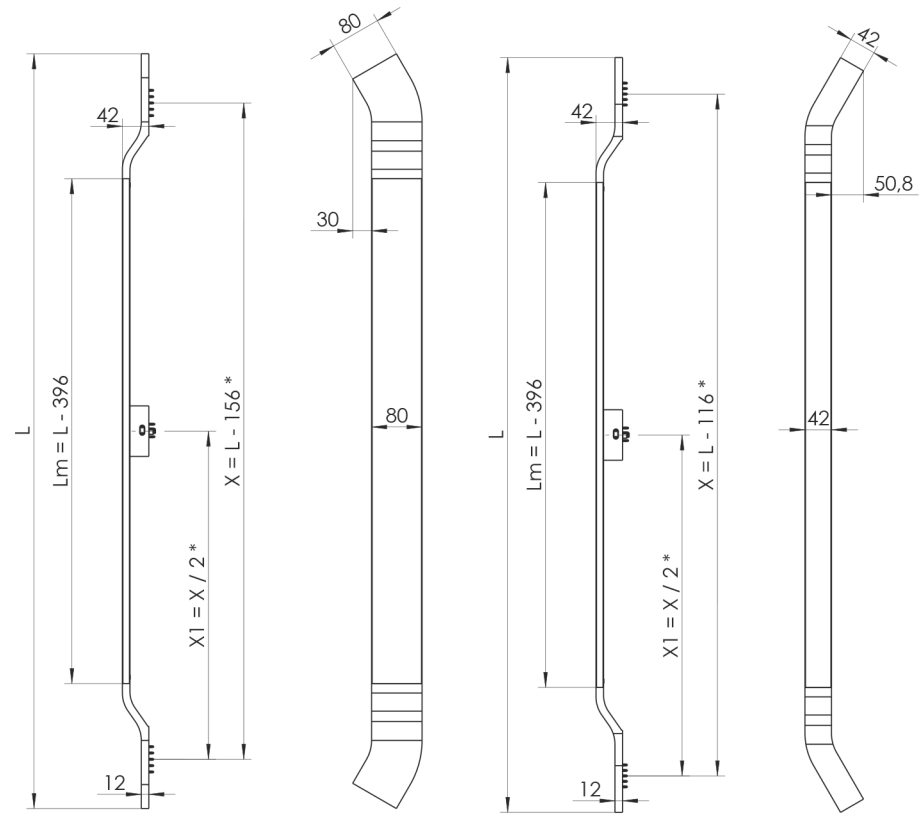
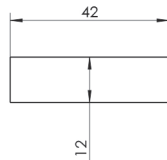
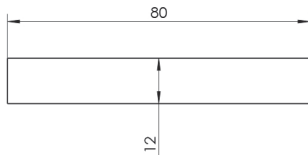
PS01 EXTENSION	
LENGTH L	ALUMINIUM
50 - 1200	42x12
	•

For L > 600 and L ≤ 1200, 1 additional mounting included.
 For L > 1200, 2 additional mountings included.
 In the above cases, a symmetrical arrangement of the additional mountings is recommended; however, the installation method allows for their free positioning in relation to the length of the extension.





The caps in the handle are black.



MPS31 T5		
LENGTH L	ALUMINIUM	
	80x12	42x12
500 - 2000	•	•
2001 - 2500 (3 mounting points)	•	•

- Product made for individual order
- Product unavailable

Detailed treatment for mountings is provided on our website www.wala.pl

PS01 EXTENSION		
LENGTH L	ALUMINIUM	
	80x12	42x12
50 - 1200	•	•

For L > 600 and L ≤ 1200, 1 additional mounting included.
For L > 1200, 2 additional mountings included.

In the above cases, a symmetrical arrangement of the additional mountings is recommended; however, the installation method allows for their free positioning in relation to the length of the extension.






MPS31 T5 L/P

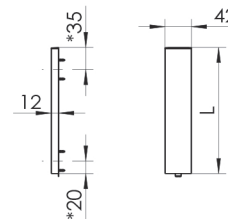
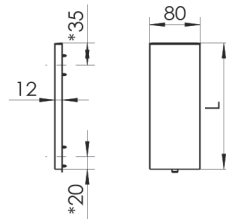
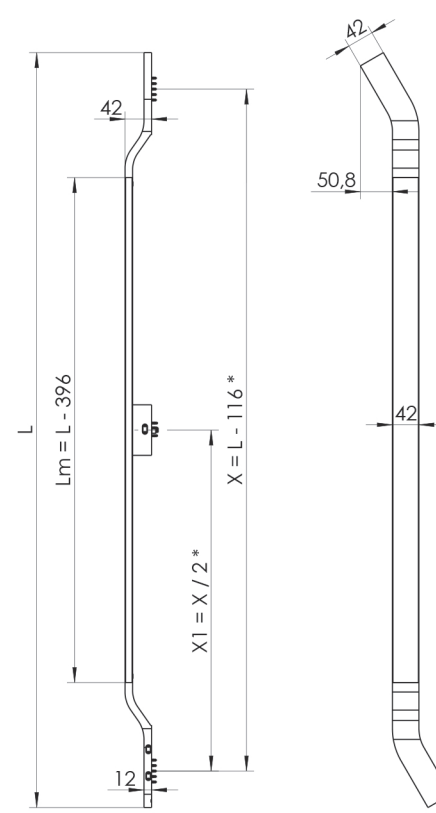
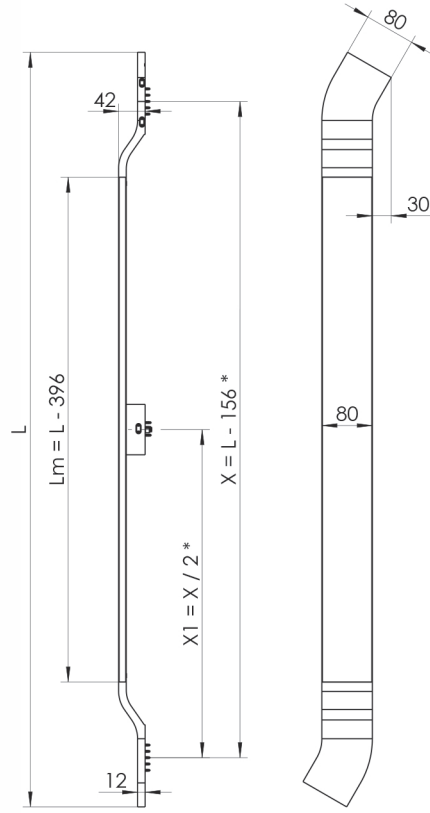
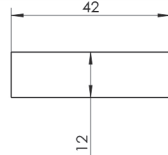
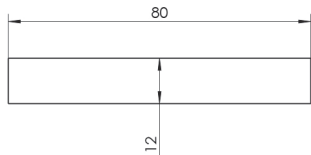
MODULAR / HANDLES



80x12



CHOICE OF LEFT
OR RIGHT-HAND
SIDE HANDLE



MPS31 T5 L/P		
LENGTH L	ALUMINIUM	
	80x12	42x12
500 - 2000	•	•
2001 - 2500 (3 mounting points)	•	•

- Product made for individual order
- Product unavailable

Detailed treatment for mountings is provided on our website www.wala.pl

PS01 EXTENSION		
LENGTH L	ALUMINIUM	
	80x12	42x12
50 - 1200	•	•

For L > 600 and L ≤ 1200, 1 additional mounting included.
For L > 1200, 2 additional mountings included.

In the above cases, a symmetrical arrangement of the additional mountings is recommended; however, the installation method allows for their free positioning in relation to the length of the extension.




The caps in the handle are black.

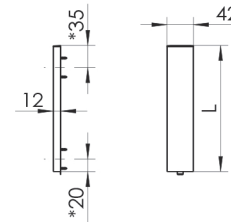
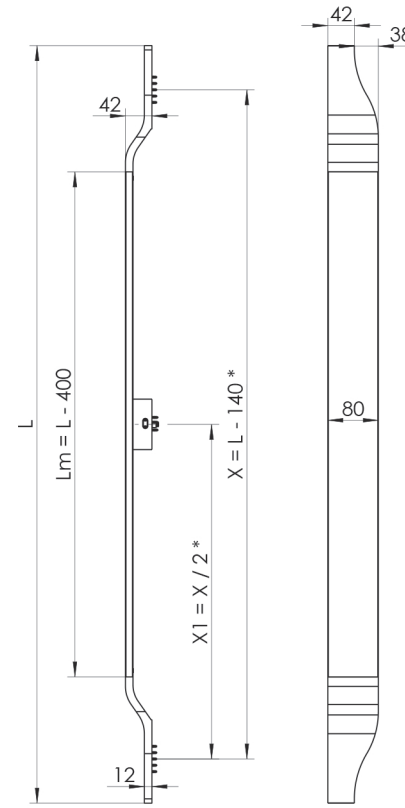
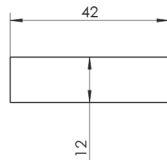
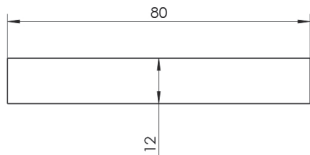


BLACK





The caps in the handle are black.



MPS31 T6	
LENGTH L	ALUMINIUM
500 - 2000	80x12
2001 - 2500	•

- Product made for individual order
- Product unavailable

Detailed treatment for mountings is provided on our website www.wala.pl

PS01 EXTENSION	
LENGTH L	ALUMINIUM
50 - 1200	42x12
	•

For L > 600 and L ≤ 1200, 1 additional mounting included.
 For L > 1200, 2 additional mountings included.
 In the above cases, a symmetrical arrangement of the additional mountings is recommended; however, the installation method allows for their free positioning in relation to the length of the extension.




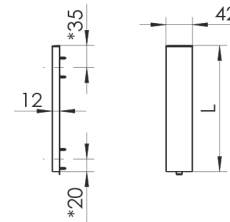
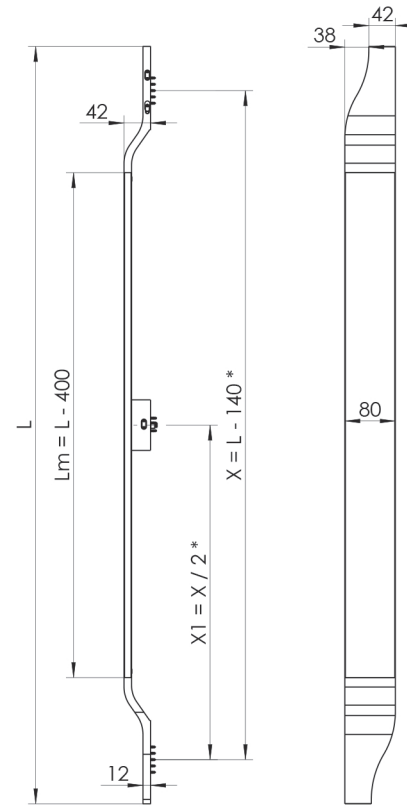


MPS31 T6 L/P

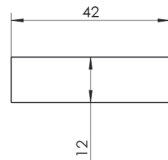
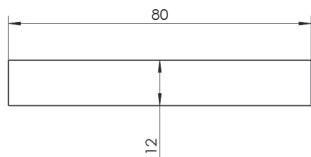
MODULAR / HANDLES



CHOICE OF LEFT
OR RIGHT-HAND
SIDE HANDLE



The caps in the handle are black.



MPS31 T6 L/P	
LENGTH L	ALUMINIUM
	80x12
500 - 2000	•
2001 - 2500	•

- Product made for individual order
- Product unavailable

Detailed treatment for mountings is provided on our website www.wala.pl

PS01 EXTENSION	
LENGTH L	ALUMINIUM
	42x12
50 - 1200	•

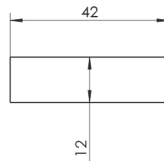
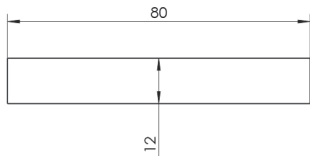
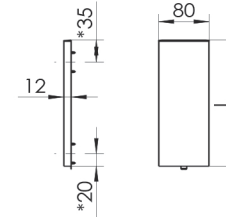
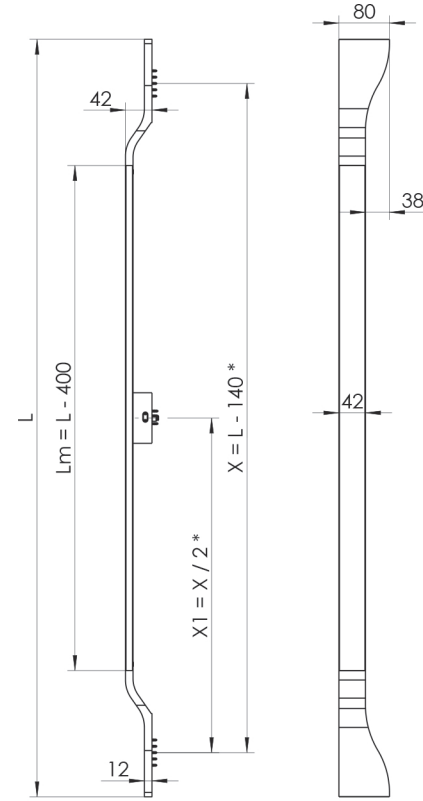
For L > 600 and L ≤ 1200, 1 additional mounting included.
For L > 1200, 2 additional mountings included.

In the above cases, a symmetrical arrangement of the additional mountings is recommended; however, the installation method allows for their free positioning in relation to the length of the extension.





The caps in the handle are black.



MPS31 T7	
LENGTH L	ALUMINIUM
500 - 2000	•
2001 - 2500	•

- Product made for individual order
- Product unavailable

Detailed treatment for mountings is provided on our website www.wala.pl

PS01 EXTENSION	
LENGTH L	ALUMINIUM
50 - 1200	•

For L > 600 and L ≤ 1200, 1 additional mounting included.
For L > 1200, 2 additional mountings included.
In the above cases, a symmetrical arrangement of the additional mountings is recommended; however, the installation method allows for their free positioning in relation to the length of the extension.




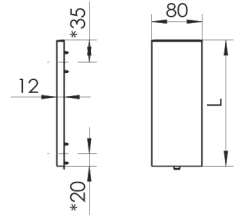
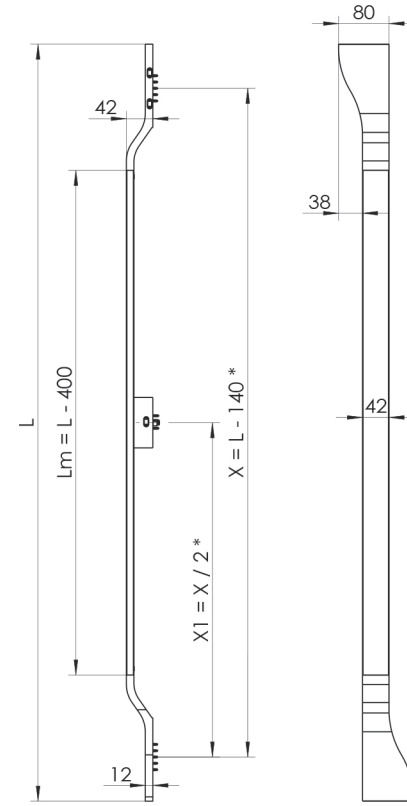


MPS31 T7 L/P

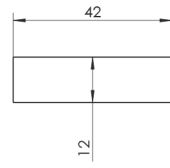
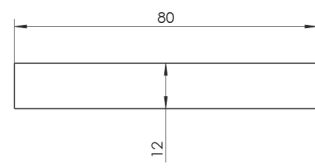
MODULAR / HANDLES



CHOICE OF LEFT OR RIGHT-HAND SIDE HANDLE



The caps in the handle are black.



MPS31 T7 L/P	
LENGTH L	ALUMINIUM
500 - 2000	•
2001 - 2500	•

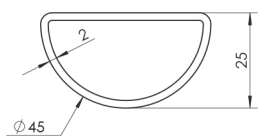
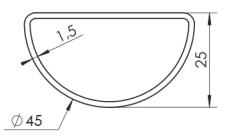
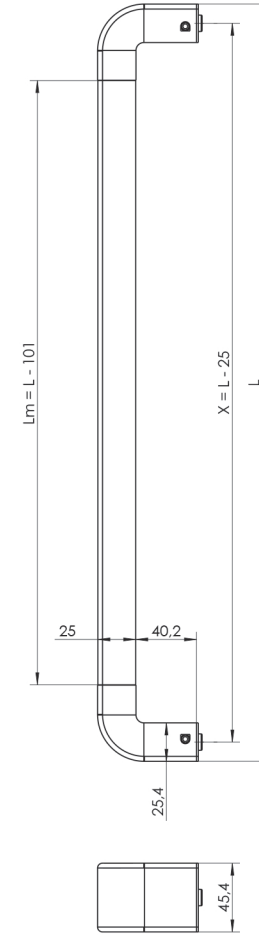
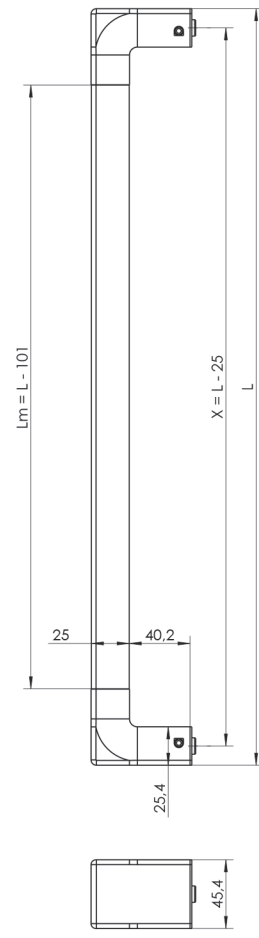
- Product made for individual order
- Product unavailable

Detailed treatment for mountings is provided on our website www.wala.pl

PS01 EXTENSION	
LENGTH L	ALUMINIUM
50 - 1200	•

For L > 600 and L ≤ 1200, 1 additional mounting included.
For L > 1200, 2 additional mountings included.
In the above cases, a symmetrical arrangement of the additional mountings is recommended; however, the installation method allows for their free positioning in relation to the length of the extension.





LENGTH L	HOLE SPACING X	ALUMINIUM
300 - 1200	L-25	•

- Product made for individual order
- Product unavailable





MQ90

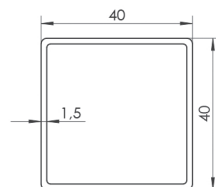
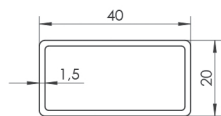
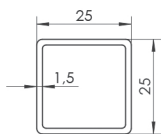
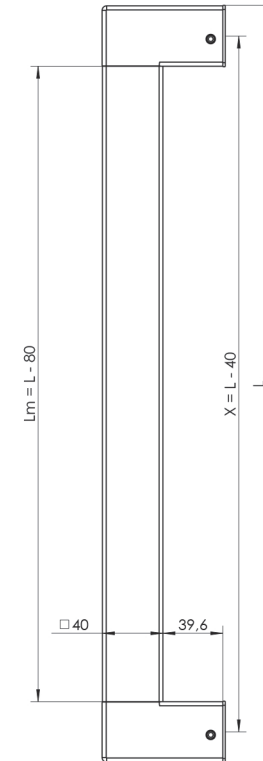

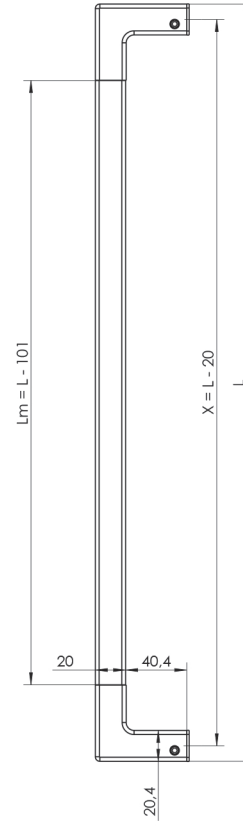
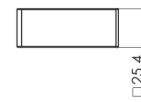
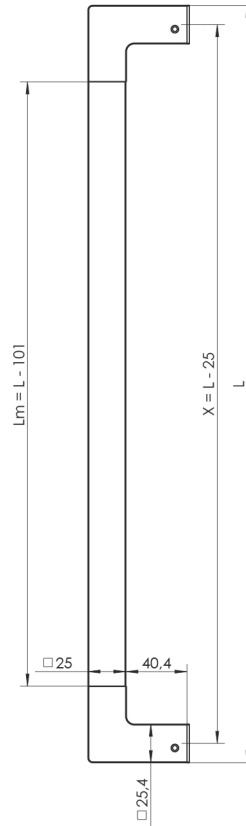
MODULAR / HANDLES



40x40
40x20



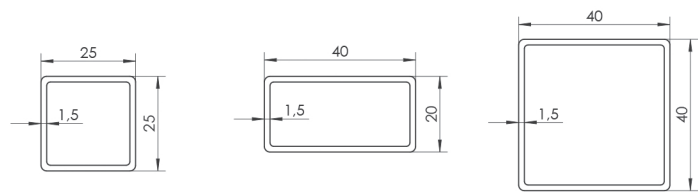
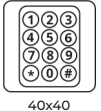
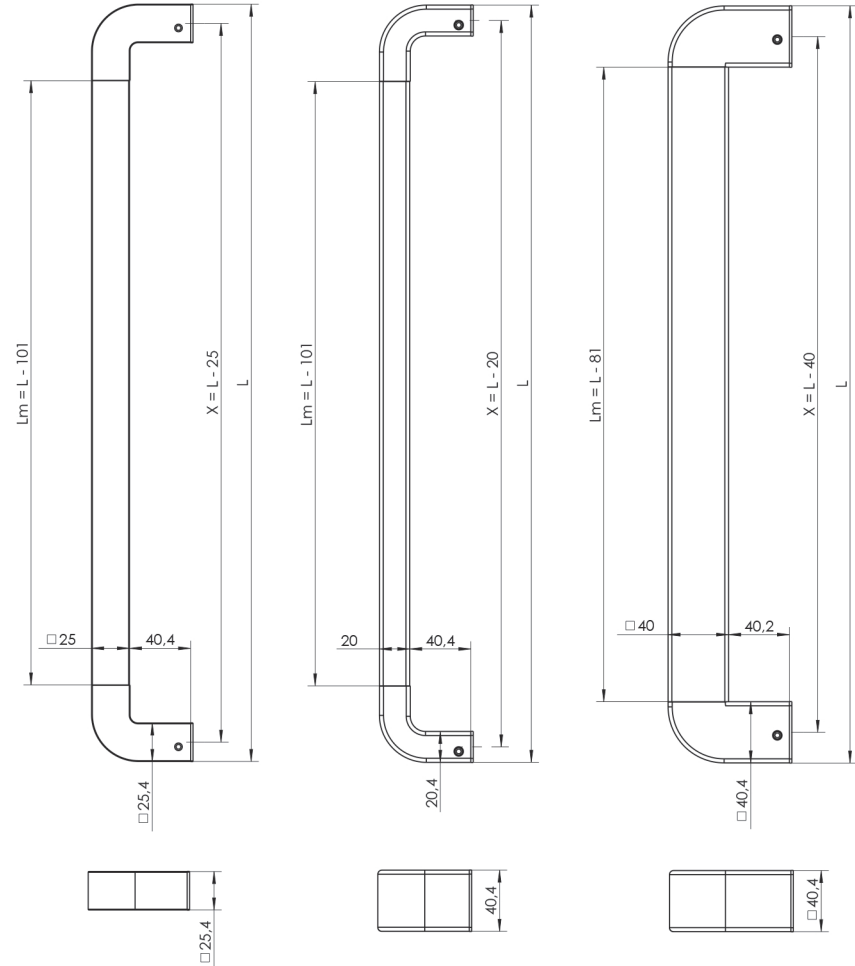
40x40



LENGTH L	ALUMINIUM		
	25x25	40x20	40x40
300 - 1200	•	•	•
1201-2300	◦	◦	•
HOLE SPACING X	L-25	L-20	L-40

• Product made for individual order
◦ Product unavailable





LENGTH L	ALUMINIUM		
	25x25	40x20	40x40
300 - 1200	•	•	•
1201-2300	◦	◦	•
HOLE SPACING X	L-25	L-20	L-40


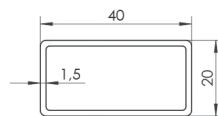
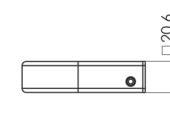
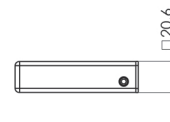
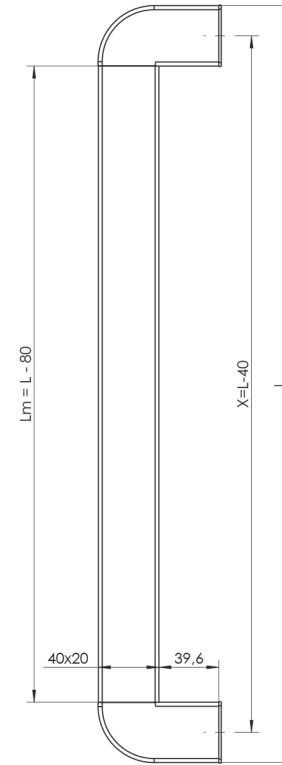
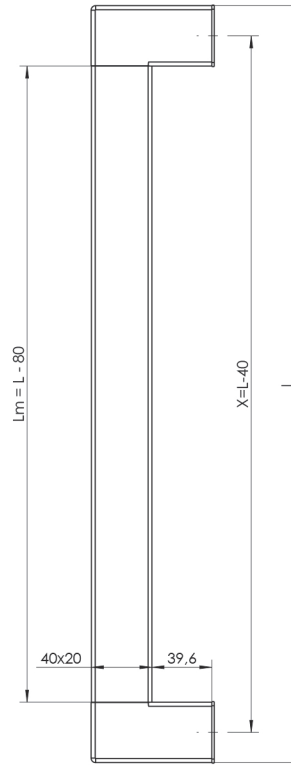

• Product made for individual order
◦ Product unavailable





MQ90J / MQ90CJ

MODULAR / HANDLES



LENGTH L	ALUMINIUM
300 - 2300	40x20
	•
HOLE SPACING X	L-40

- Product made for individual order
- Product unavailable





WALA Sp. z o.o.
ul. Parkowa 16
43-365 Wilkowice
tel. +48 33 82 72 390
wala@wala.pl
www.wala.pl