



HINGES
FOR PVC

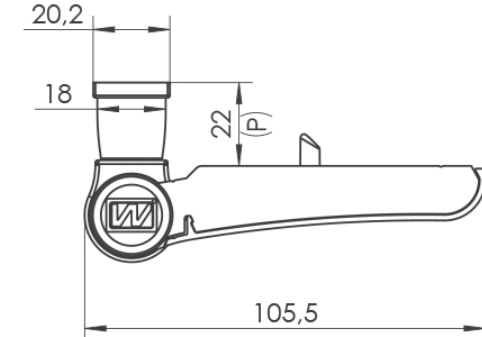
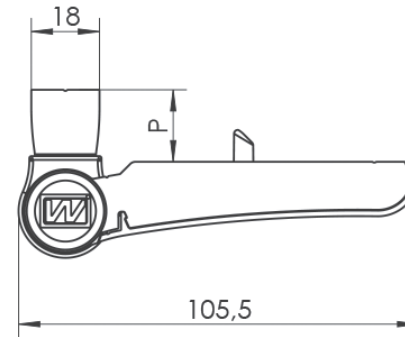
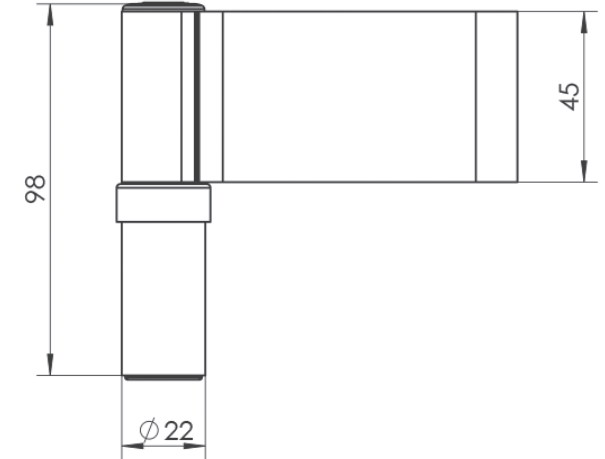
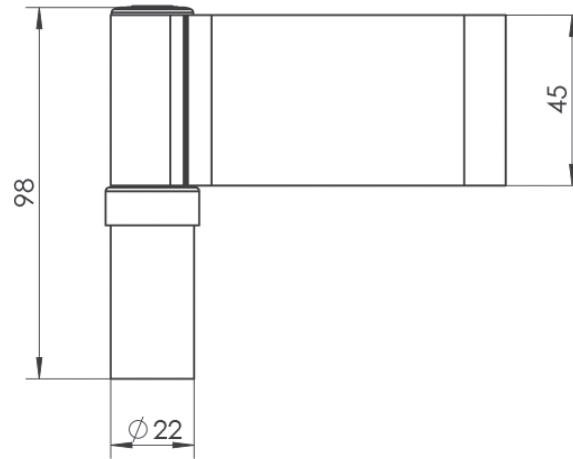




HINGE
FOR PVC
AXM / EXM



PVC HINGES AXM




P – upstand in „0“ position:
AXM 17... – 17mm (14 - 20mm)
AXM 19... – 19mm (16 - 22mm)
AXM 21... – 21mm (18 - 24mm)

Due to the application the 3mm distance plate,
the upstand 20mm, 22mm and 24mm can be achieved.



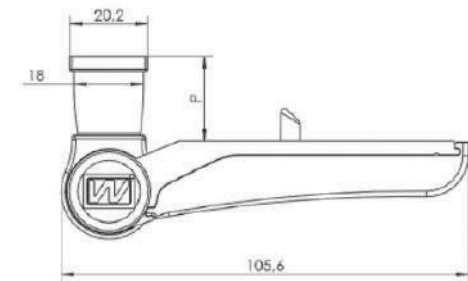
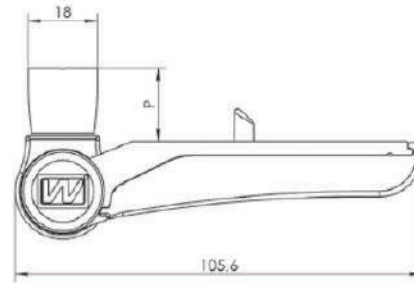
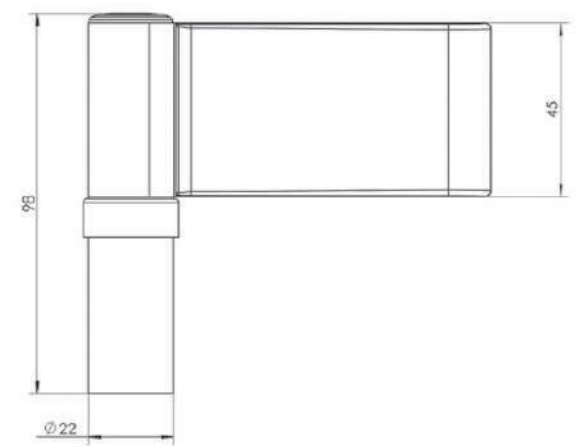
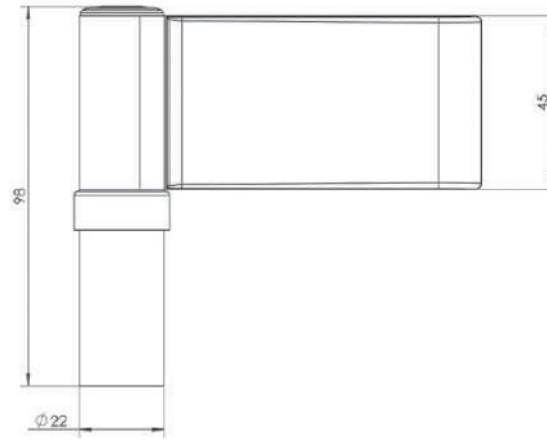


ASSEMBLY ELEMENTS
OF A DOOR FRAME



ASSEMBLY ELEMENTS
OF A DOOR SASH

PVC HINGES EXM



P – upstand in „0“ position:
 AXM 17... – 17mm (14 - 20mm)
 AXM 19... – 19mm (16 - 22mm)
 AXM 21... – 21mm (18 - 24mm)

Due to the application the 3mm distance plate,
 the upstand 20mm, 22mm and 24mm can be achieved.



PVC HINGES AXM / EXM

FOR USE IN EMERGENCY EXIT DOORS

**AXM / EXM HINGE CLASSIFICATION
EN 1935:2002 + EN 1935:2002/AC:2003**



4/4 - SERVICE CLESSES



7/7 - DURABILITY



6/7 - WEIGHT OF TEST DOOR



0/1 - FIRE RESISTANCE



1/1 - SECURITY



4/4 - CORROSION RESISTANCE



1/1 - INTRUSION PROTECTION



13/14 - HINGE CLASS



LOAD SELECTION AXM / EXM

If the distance between hinges in the middle of a door exceeds 1500mm, we suggest using additional hinge which caulks the door.



Private building




Public building





Door closer



2-wing hinge

	W	S	800	900	1000	1100	1200	1300	1400						
			3x	135	135	135	135	135	135	135	135	135			
2000	125	110	100										95	85	80
2100	130	120	105										100	90	85
2200	130	115	105										95	90	
2300	125	115	105										95		
2400	120	110	100												
2500	125	115	105												
2600	120	110													
2700	130	120													
2800	125														
2900	130														
3000	135														

	W	S	800	900	1000	1100	1200	1300	1400						
			3x	110	110	110	110	110	110	110	110	110			
2000	100	85	75										70	60	55
2100	105	95	80										75	65	60
2200	105	90	80										70	65	
2300	100	90	80										70		
2400	105	100	85										75		
2500	105	90	80												
2600	95	85													
2700	105	95													
2800	100														
2900	105														
3000	110														

	W	S	800	900	1000	1100	1200	1300	1400						
			3x 4x	110	100	110	110	110	110	110	110	110			
2000	90	75	65										70	60	55
2100	95	85	70										75	65	60
2200	100	95	80										80	70	65
2300	100	90	80										70		
2400	105	100	85										75		
2500	105	90	80												
2600	95	85													
2700	105	95													
2800	100														
2900	105														
3000	110														

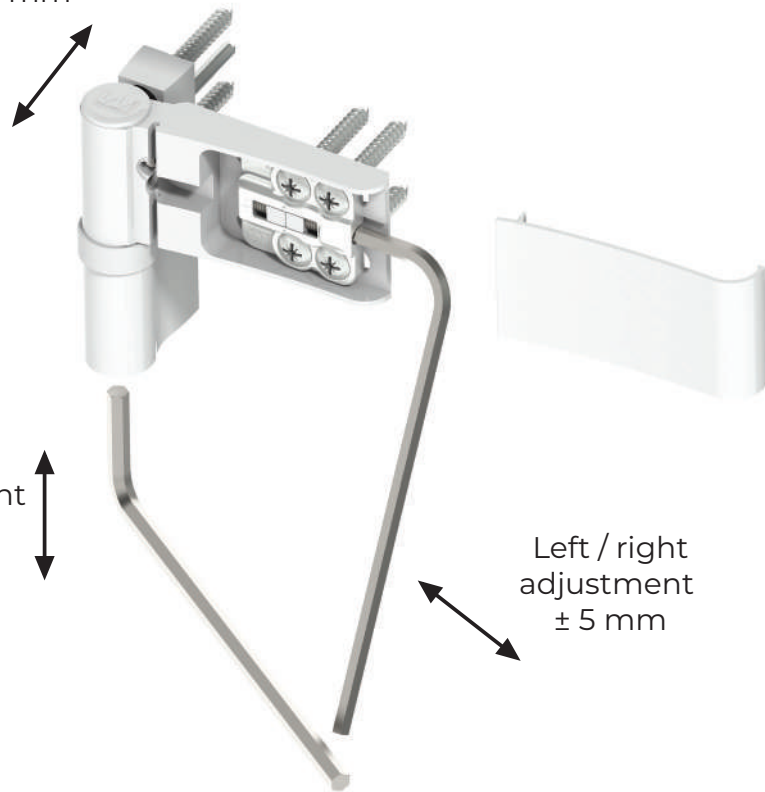


ADJUSTMENT FOR HINGES AXM / EXM

Sealing pressure
adjustment (upstand)
 ± 3 mm

Height
adjustment
+ 5 mm
- 1,5 mm

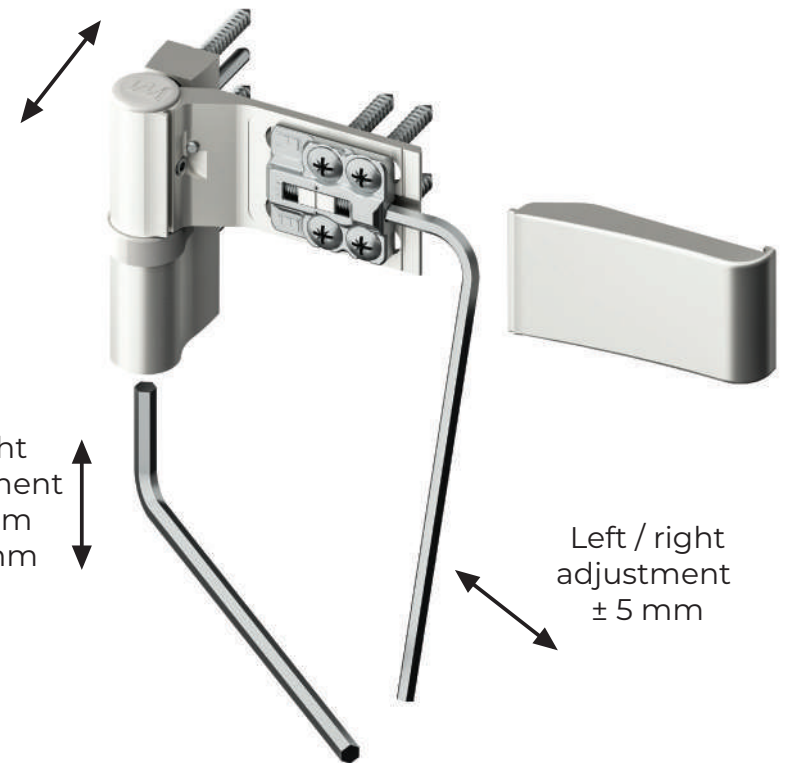
Left / right
adjustment
 ± 5 mm



Sealing pressure
adjustment (upstand)
 ± 3 mm

Height
adjustment
+ 5 mm
- 1,5 mm

Left / right
adjustment
 ± 5 mm





PATTERNS FOR DRILLING AXM / EXM

AXM / EXM



DISTANCE THICKNESS A	VALUE X
2 mm	34 mm
4 mm	32 mm
6 mm	30 mm
8 mm	28 mm



TRIPLE TEMPLATE







WALA Sp. z o.o.
ul. Parkowa 16
43-365 Wilkowice

wala@wala.pl
tel. +48 33 82 72 390
kom. +48 725 70 80 30
www.wala.pl

